



TD-24x3 / Chassis Dynamometer




Image shown is for display only,
actual TD-24x3 may vary.

TD-24x3 Water Brake Chassis Dynamometer

Specifications

Weight Capacity:	30,000 lb (13,608 kg) per axle
Roll Brakes:	Pneumatically-actuated disc
Shipping Weight:	22,000 lb (9,979 kg)
Capacity:	1,650 hp at 35 mph (1,230 kW at 56 kph)
Rolls:	24 by 34 in. (610 by 864 mm) 4 front fixed rolls, 2 sets of 2 rear rolls to accommodate axle spreads from 48 to 66 in. (1,219 to 1,676 mm) tandem centers and 52 to 62 in. (1,321 to 1,575 mm) tridem centers
Pit Required Depth:	27 in. (686 mm)

Recommended Accessories

- Calibration Weights
- Stone Guard
- Exhaust Canopy
- Horizontal Exhaust System
- Water Recirculating System
- Guard Rail
- Wheel Chocks
- DynPro₂ Data Acquisition & Control System

Everything you need to succeed

Optional Accessories



Wheel Chocks




M-Tach and O-Tach



Optional Calibration Weights



Work Table



Rear Wheel Stone Guard

Various Facility Support Systems and Services Available



DynPro₂ Data Acquisition & Control System



Exhaust Hood



Water Recirculation

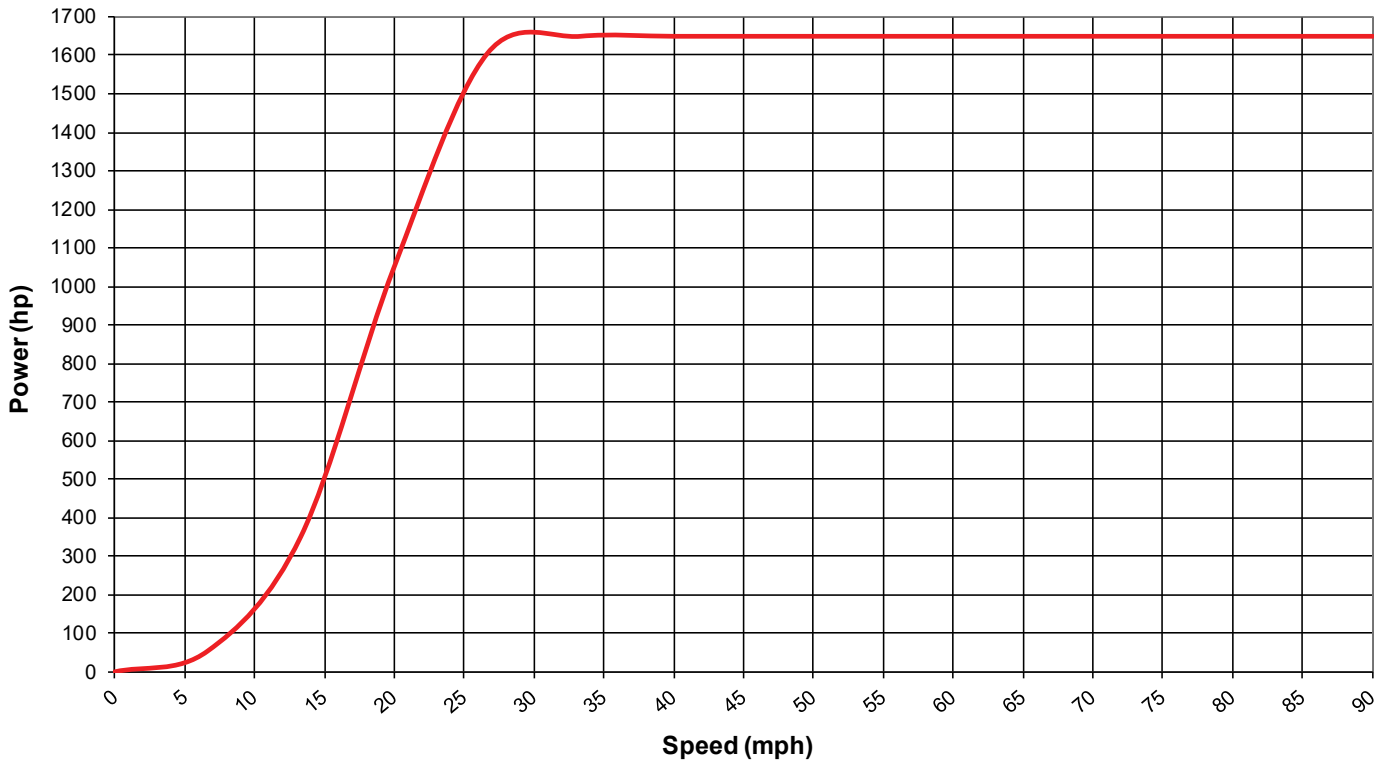


Design Services

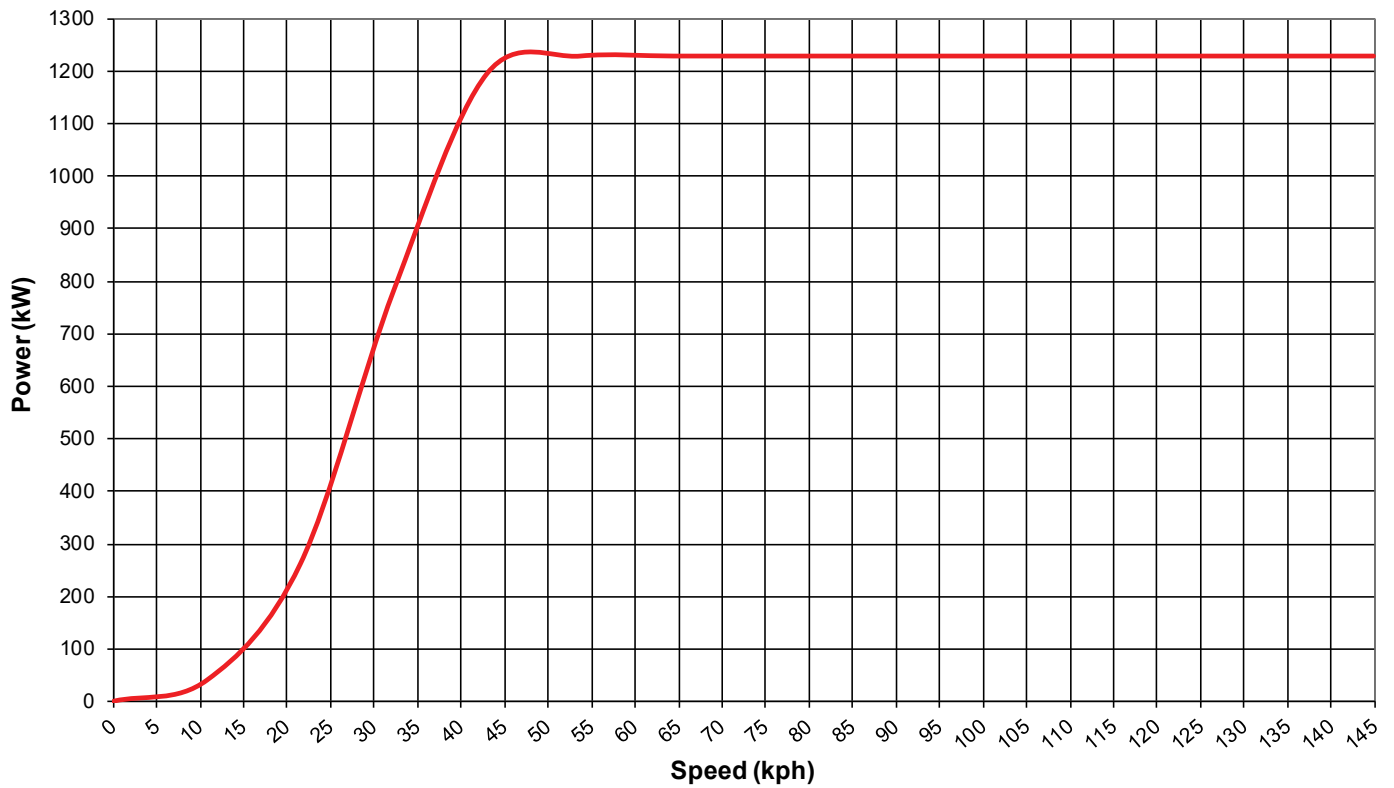


Commissioning, Start-up & Training

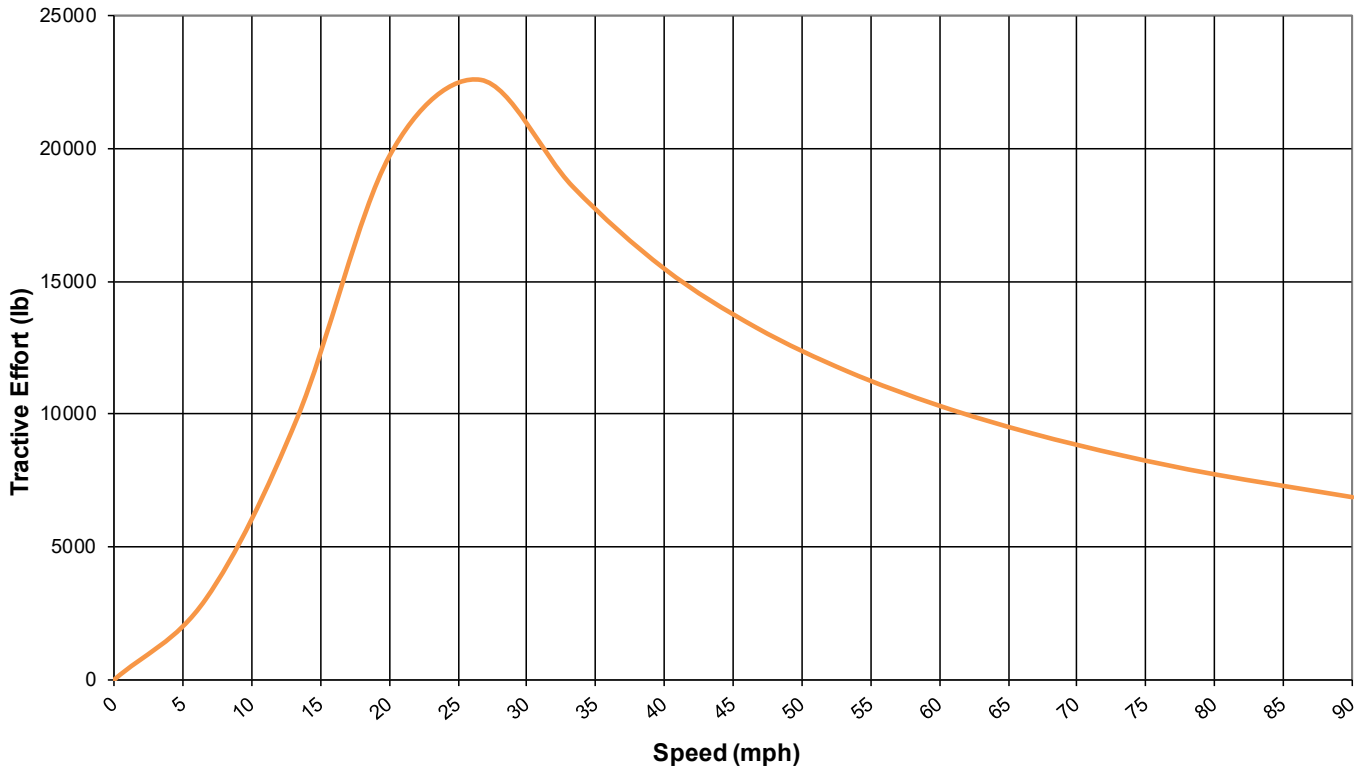
TD-24x3 (US Customary)



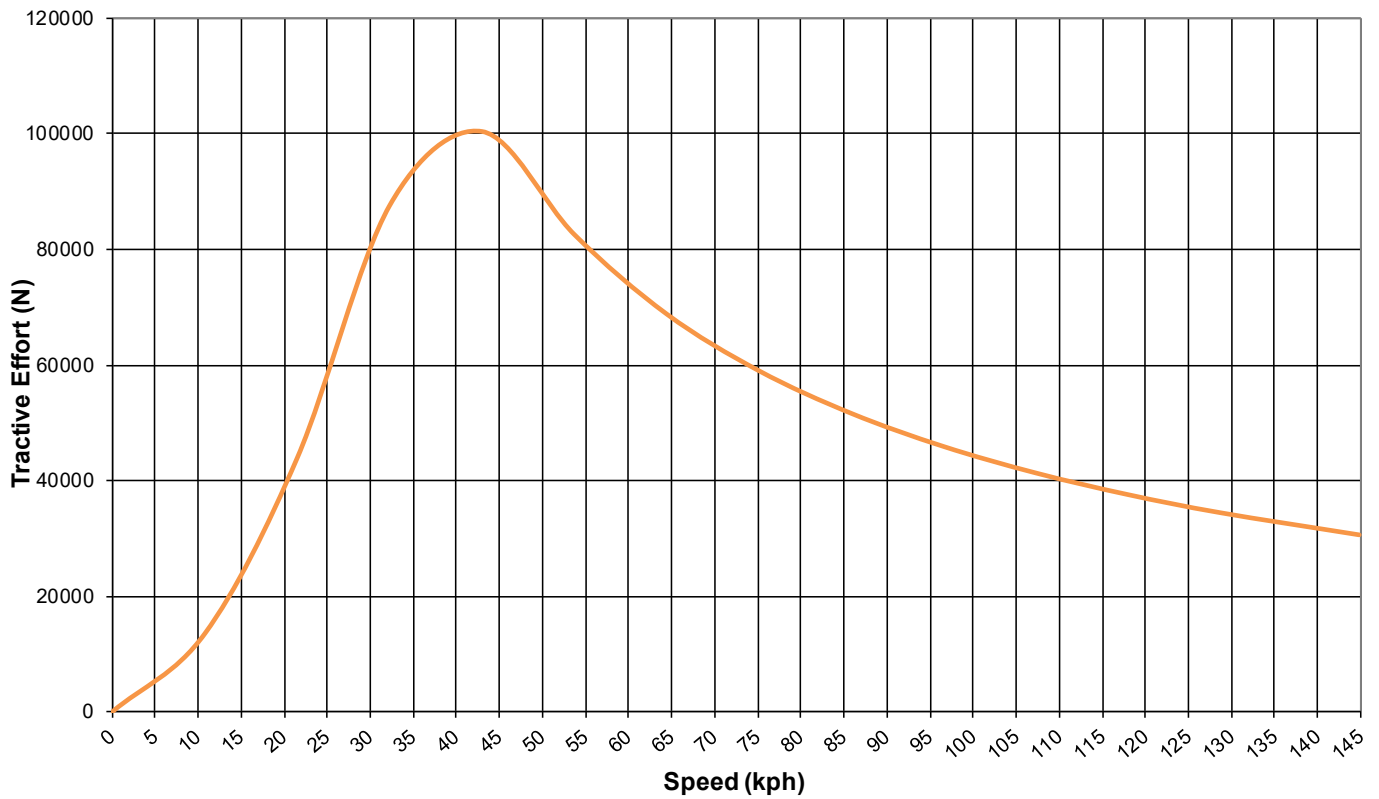
TD-24x3 (S.I.)

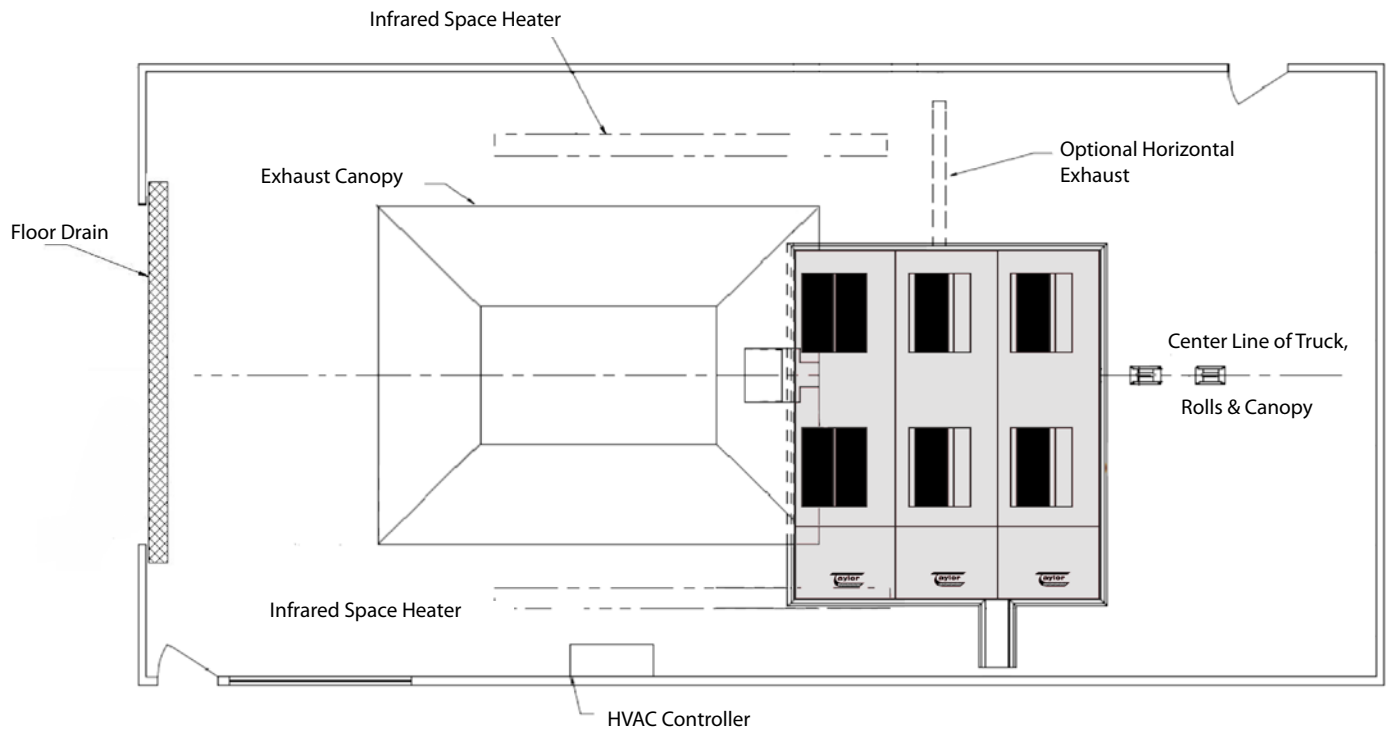


TD-24x3 (US Customary)



TD-24x3 (S.I.)





Specifications

Weight Capacity:	30,000 lb (13,608 kg) per axle
Roll Brakes:	Pneumatically-actuated disc
Shipping Weight:	22,000 lb (9,979 kg)
Capacity:	1,650 hp at 35 mph (1,230 kW at 56 kph)
Rolls:	24 by 34 in. (610 by 864 mm) 4 front fixed rolls, 2 sets of 2 rear rolls to accommodate axle spreads from 48 to 66 in. (1,219 to 1,676 mm) tandem centers and 52 to 62 in. (1,321 to 1,575 mm) tridem centers
Pit Required Depth:	27 in. (686 mm)

Drawing Notes

- AC power, air and water required at one side wall as applicable.
- Room length, and pit location within length, must be determined by user to fit maximum truck length and rear overhang.
- Provide at least one man door for fire escape near rear of room, but not in rear wall because someone entering during a test could be struck by a stone flung from a tire. Provide ample fire extinguishers at each door and near driver.
- "Back-on, Drive-off" installation configuration preferred.

Everything you need to succeed

