




DX35 / Engine Dynamometer



Shown with optional flanges and starter flywheel on shaft-ends.

DX35 Water Brake Dynamometer

Specifications

Power: 1,250 hp (932 kW)

Torque: 4,021 ft-lb (5,452 N)

Speed: 4,000 rpm

Water Use: 91 gpm (5.7 lps) (No Cooling System)

Inertia Value with Companion Flange or Torsional Coupling: 101.6 ft² · lb

Shipping Weight: 2,043 lb (927 kg)


Rotation: Dynamometer can be operated in both directions of rotation

Recommended Accessories

- Driveshaft - 1810
- Torsional Coupling - 1810
- Adapter Plate Kit
- Shaft Guard
- Sub-Base Kit
- Engine Cart - 12,000 lb. (5,448 kg)
- Air Starter - High Torque, Single or Dual Directional
- Cooling Column - 1,250 hp (932 kW)
- Charge Air Cooler
- Water Recirculating System

Total Test Success

Optional Accessories



Optional Cooling Column



Optional Torsional Coupling



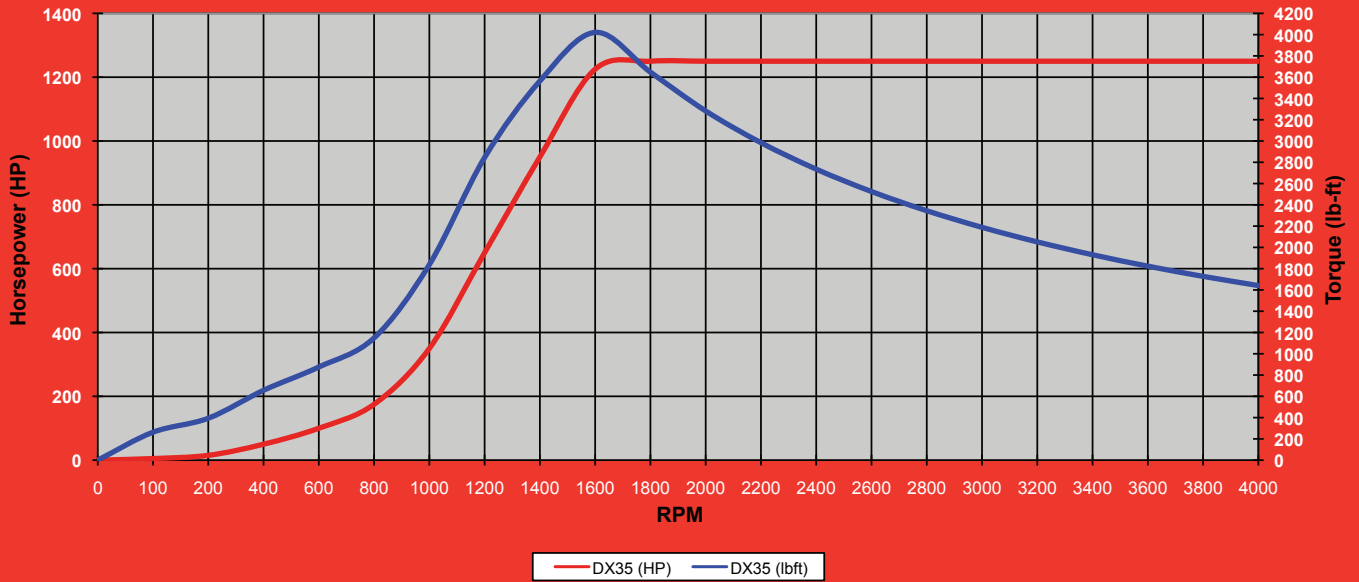
Optional Engine Cart (Engine not Included)



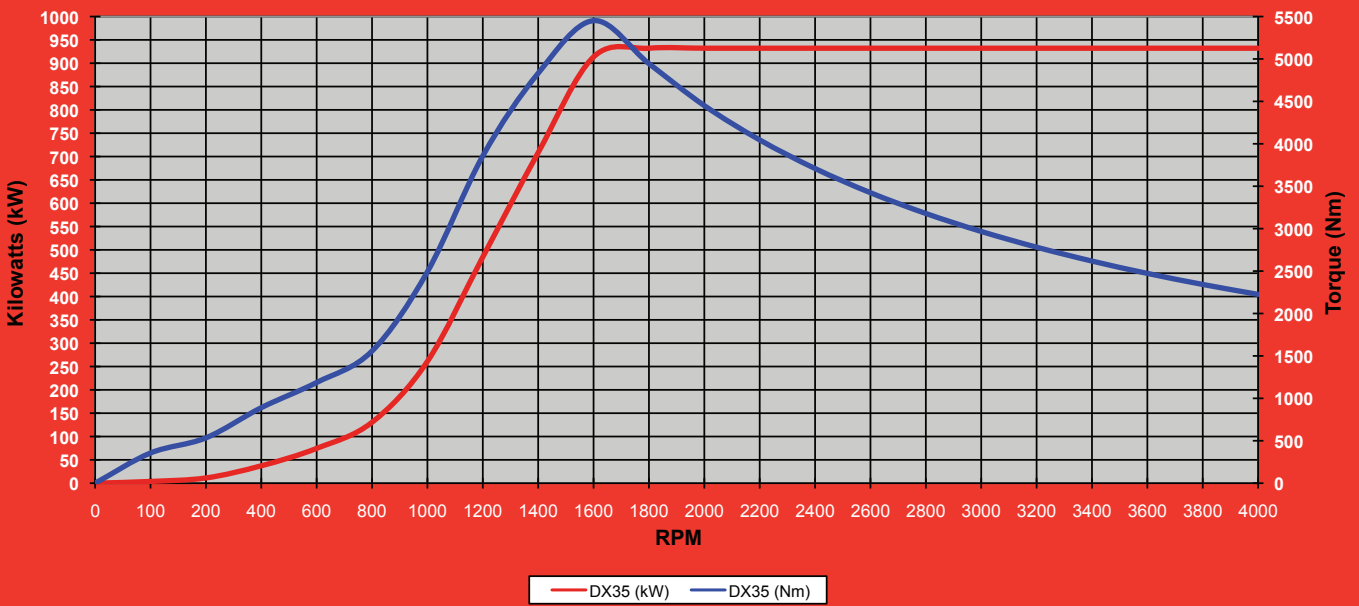
Optional Charge Air Cooler

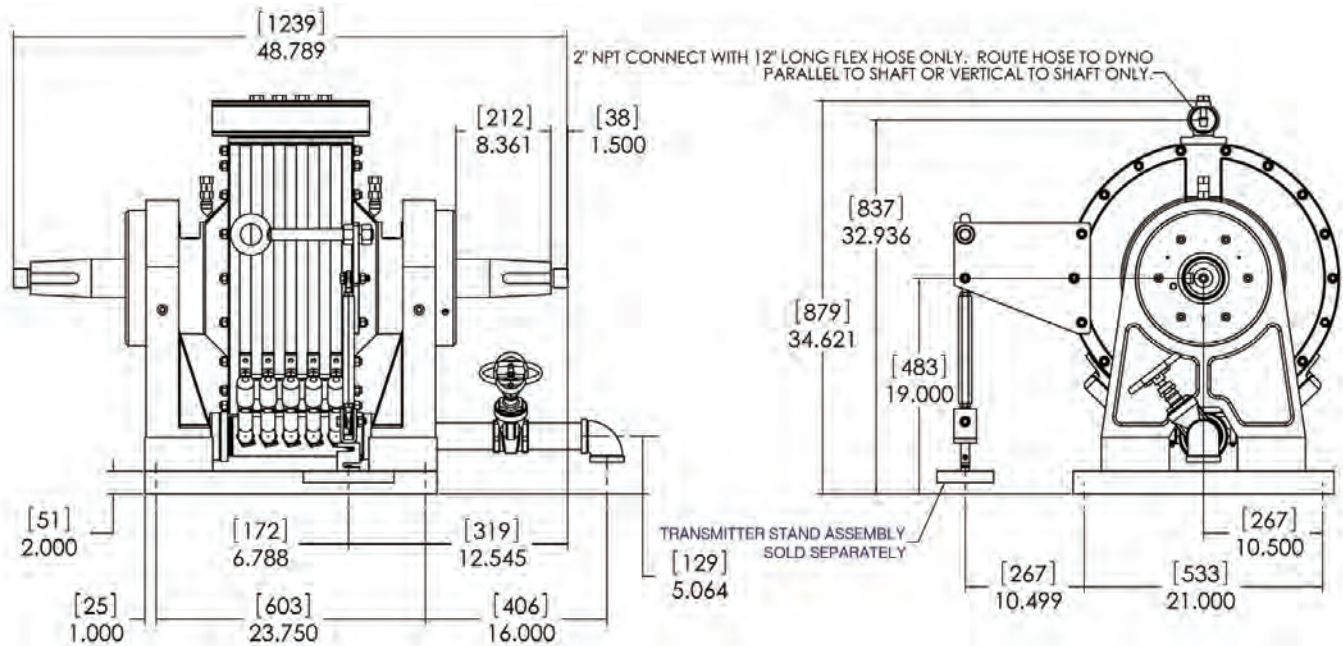


DX35 (English)



DX35 (Metric)





Specifications

Power: 1,250 hp (932 kW)

Torque: 4,021 ft-lb (5,452 N)

Speed: 4,000 rpm

Water Use: 91 gpm (5.7 lps) (No Cooling System)

Inertia Value with Companion Flange or Torsional Coupling: 101.6 ft² · lb

Shipping Weight: 2,043 lb (927 kg)

Rotation: Dynamometer can be operated in both directions of rotation

Everything you need to succeed



3602 West Wheelhouse Road, Milwaukee, Wisconsin 53208 U.S.A.
 (414) 755-0040 www.taylordyno.com

SMS2012v004