




Chassis Dynamometer

CM-51S-EC

Chassis Dynamometer



Specifications

Weight Capacity: 25000 lb (11340 kg) per axle

Roll Brakes: Pneumatically actuated disc

Shipping Weight: 5100 lb (2312 kg)

Capacity: 311 HP (232 kw) at 45 MPH (72 Km/h)

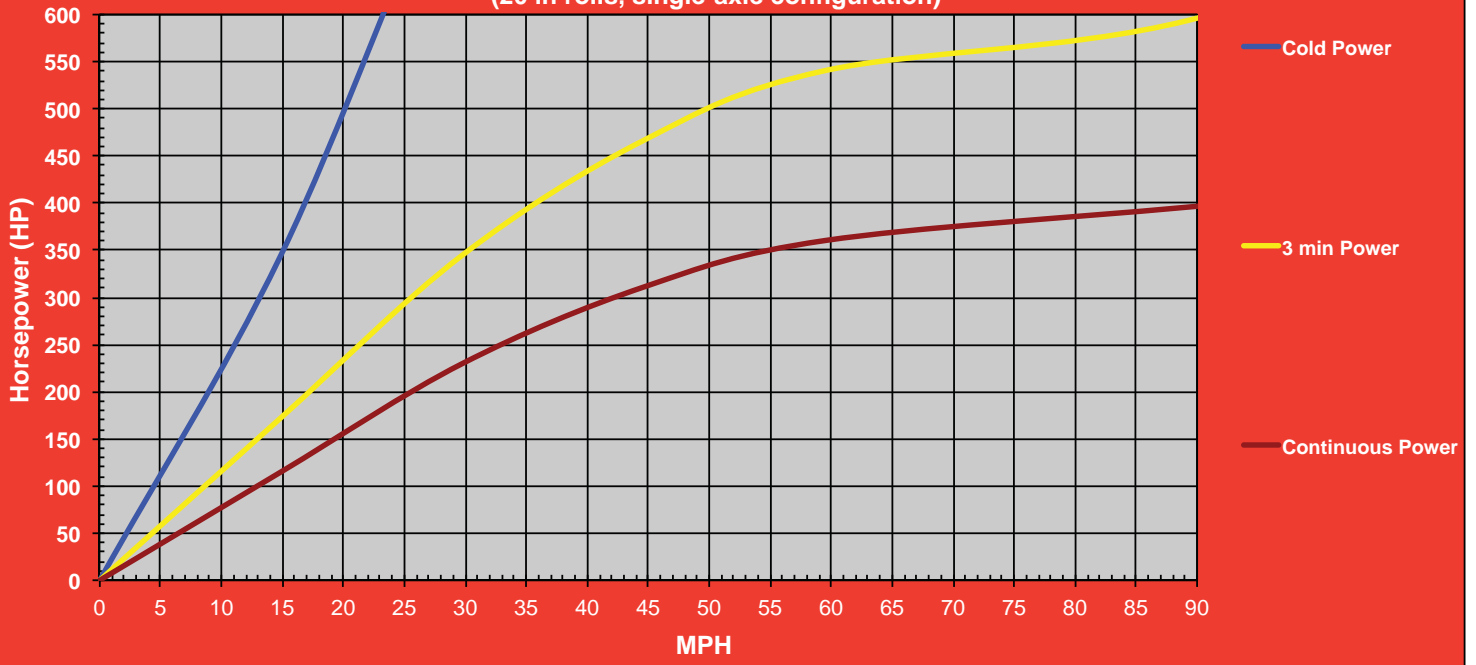
Rolls: 20 in (508 mm) by 36 in (915 mm) long, 4 front fixed rolls

Pit Required Depth: 27 in (686 mm)

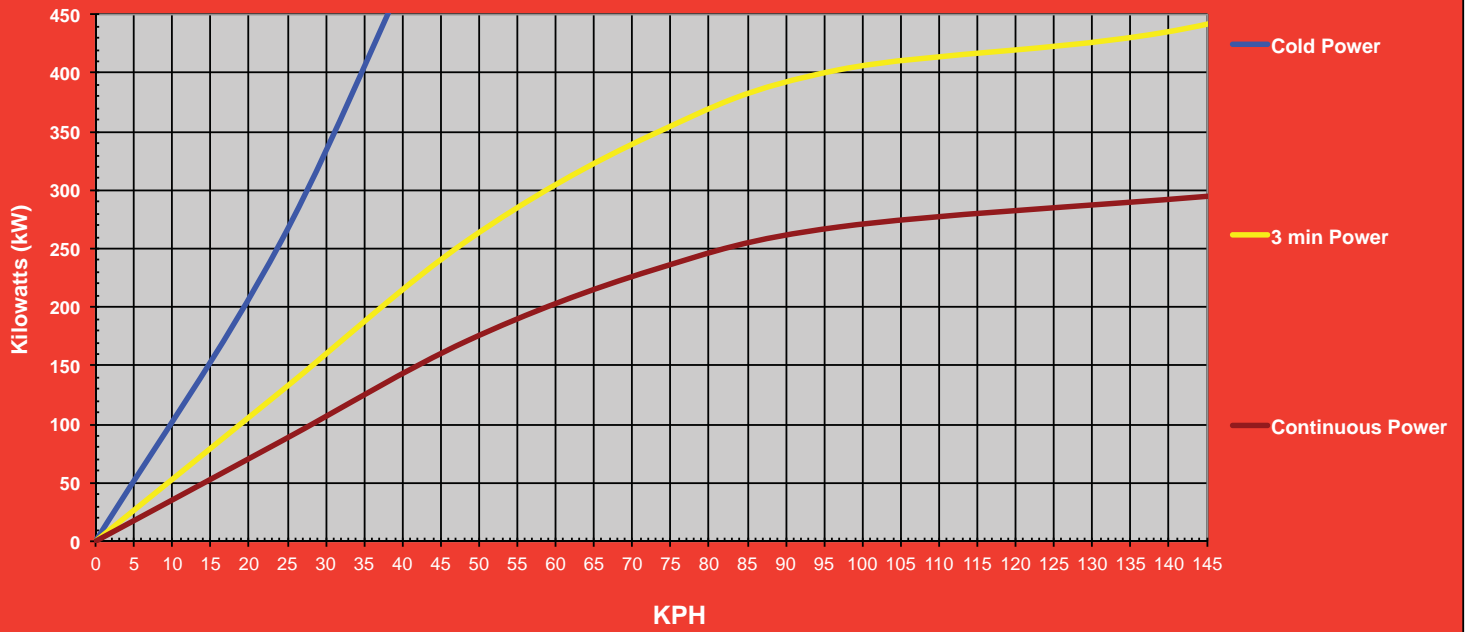
Recommended Accessories:

- Calibration Weights
- Stone Guard
- Exhaust Canopy
- Underbelly Exhaust
- Guard Rail
- Wheel Chocks
- DynPro Data Acquisition & Control System

CM51S-EC Power Curve, English
(20 in rolls, single-axle configuration)



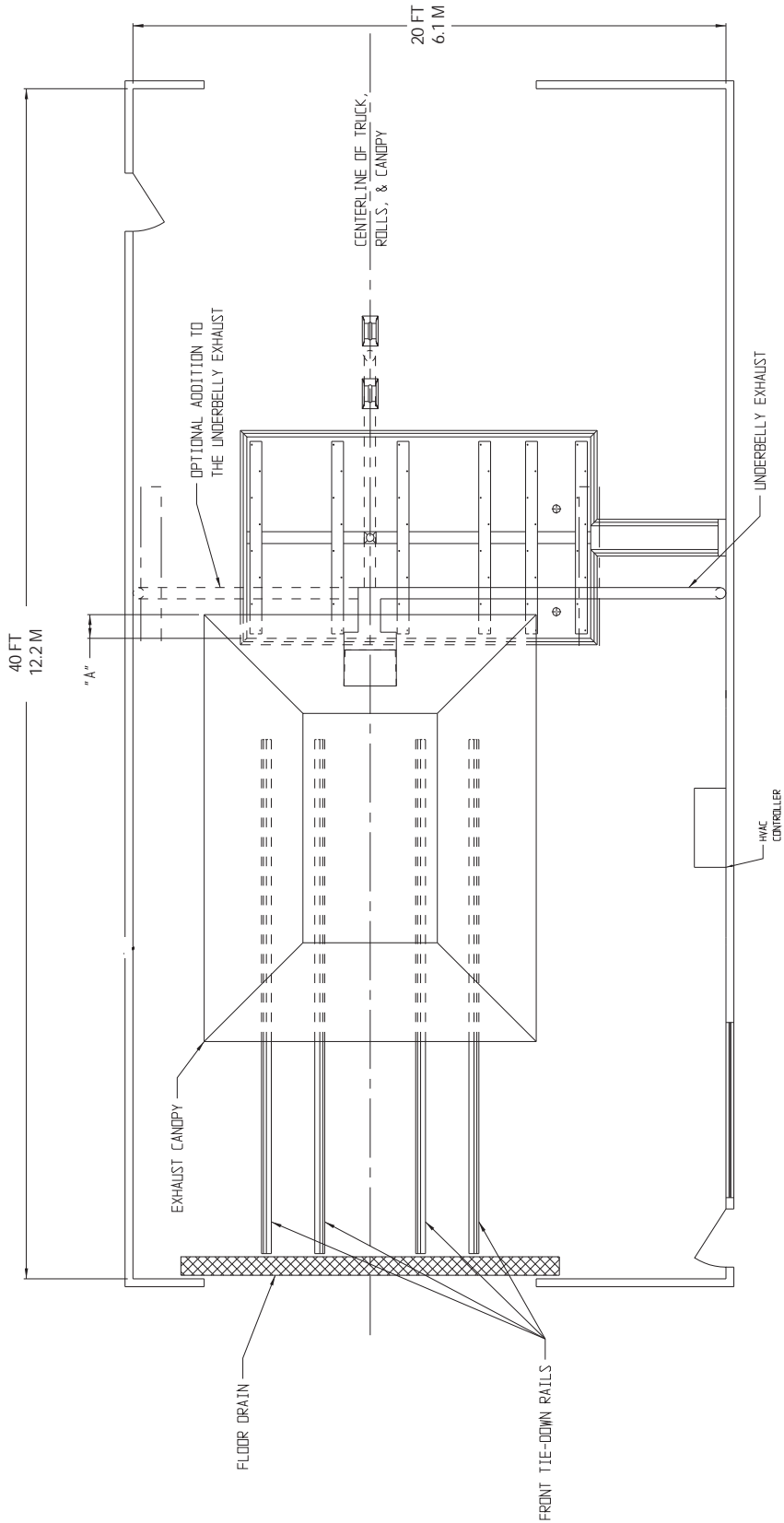
CM51S-EC Power Curve, Metric
(508 mm rolls, single-axle configuration)



CM-51S-EC

Chassis Dynamometer

Taylor Dynamometer



- Weight Capacity: 25000 lb (11340 kg) per axle**
Roll Brakes: Pneumatically actuated disc
Shipping Weight: 5100 lb (2312 kg)
Capacity: 311 HP (232 kw) at 45 MPH (72 Km/h)
Rolls: 20 in (508 mm) by 36 in (915 mm) long, 4 front fixed rolls
Pit Required Depth: 27 in (686 mm)

Note For Above View:

- (a) Refer to appropriate Taylor Foundation ("Pit") drawing - above are not working dimensions and are for use as layout guidance only. AC power, air and water required at one side wall as applicable.
- (b) Room length, and pit location within length, must be determined by user to fit maximum truck length and rear overhang.
- (c) Provide at least one man door for fire escape near rear of room, but not in rear wall as someone entering during a test could be struck by a stone flung from a fire. Provide ample fire extinguishers at each door and near driver.
- (d) "Back-on Drive-off" installation configuration preferred.

SMS0813v004

3602 West Wheelhouse Road, Milwaukee Wisconsin U.S.A.
 www.taylordyno.com 414-755-0040