



Chassis Dynamometer

TD-24S-AC

Chassis Dynamometer

Specifications

Weight Capacity: 30,000 lb (13,608 kg) per axle

Roll Brakes: Pneumatically actuated disc

Shipping Weight: 19,700 lb (8936 kg)

Capacity: 550 HP (410 kw) at 30 MPH (48 Km/h)

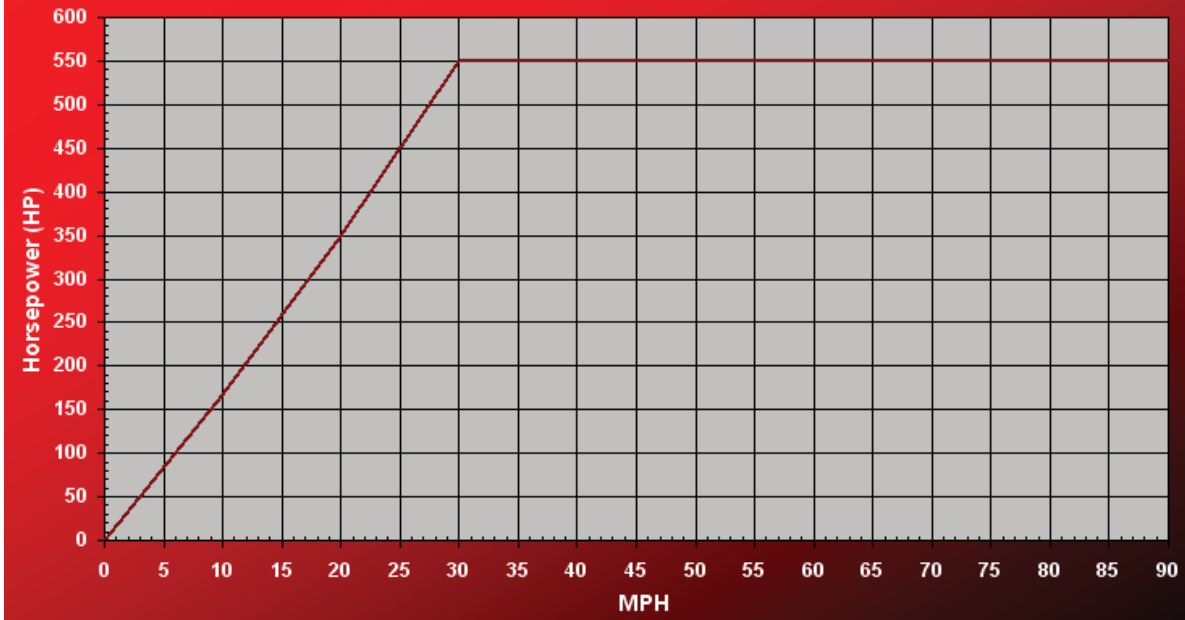
Rolls: 24" (610 mm) by 34" (864 mm) long, 4 front fixed rolls

Pit Required Depth: 26" (660 mm)

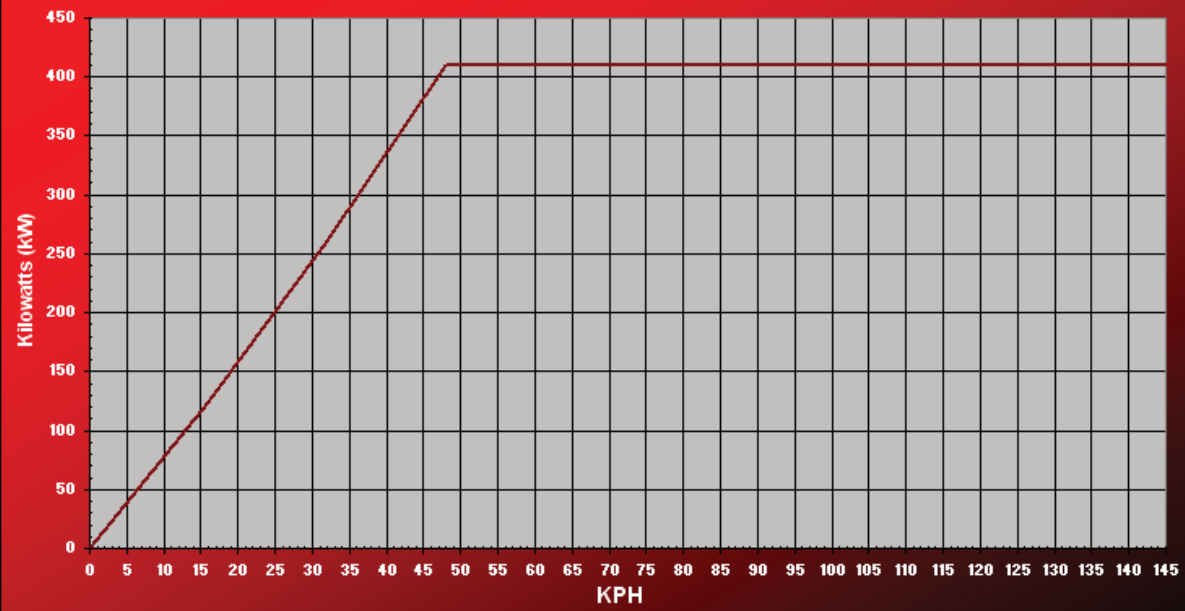
Recommended Accessories:

- Calibration Weights
- Stone Guard
- Exhaust Canopy
- Underbelly Exhaust
- Load bank or Regenerative Feedback
- Guard Rail
- Wheel Chocks
- DynPro Data Acquisition & Control System

TD-24S-AC Power Curve, English

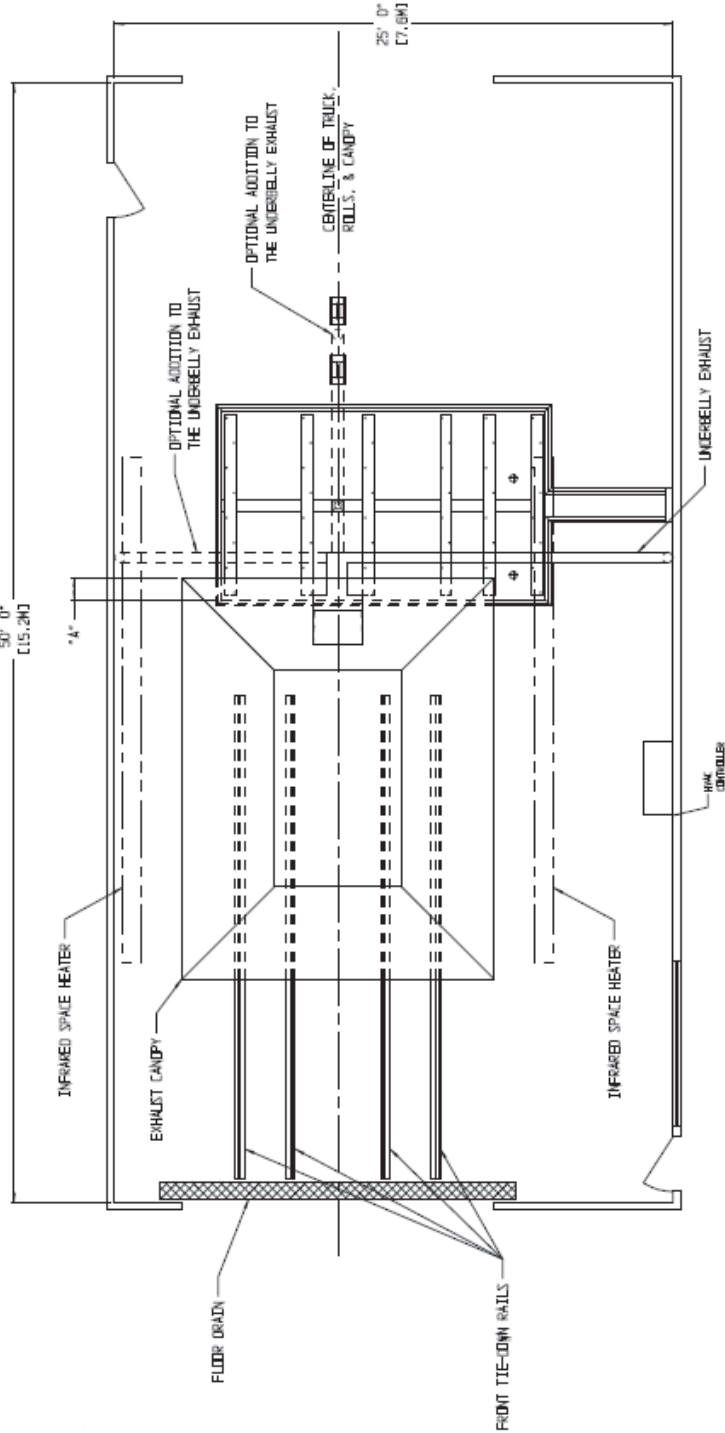


TD-24S-AC Power Curve, Metric



TD-24S-AC

Chassis Dynamometer



Weight Capacity: 30,000 lb (13,608 kg) per axle
Roll Brakes: Pneumatically actuated disc
Shipping Weight: 19,700 lb (8936 kg)
Capacity: 550 HP (410 kw) at 30 MPH (48 Km/h)
Rolls: 24" (610 mm) by 34" (864 mm) long, 4 front fixed rolls
Pit Required Depth: 26" (660 mm)

Note For Above View:

- (a) Refer to appropriate Taylor Foundation ("Pit") drawing - above are not working dimensions and are for use as layout guidance only. AC power, air and water required at one side wall as applicable.
- (b) Room length, and pit location within length, must be determined by user to fit maximum truck length and rear overhang.
- (c) Provide at least one man door for fire escape near rear of room, but not in rear wall as someone entering during a test could be struck by a stone flung from a tire. Provide ample fire extinguishers at each door and near driver.
- (d) "Back-on Drive-off" installation configuration preferred.